


Tende alla veneziana


VENETIAN BLINDS / STORES VENITIENS
JALOUSIEN / VENECIANAS

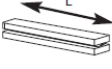

Bicomando



Dual control / Commande double / Doppelter Antrieb / Doble mando



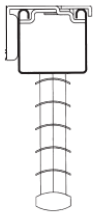
25 mm.







	cm.	128	178	228	250
	N°	2	3	4	5


	H cm.	100	150	200	250	270
	cm.	7,2	9,6	10,3	12,1	13

15 mm.




	cm.	128	178	228	250
	N°	2	3	4	5

	H cm.	100	150	200	250	270
	cm.	8,1	10,3	11,4	13	14,1

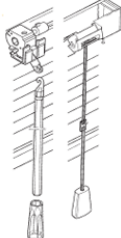
 children's security system

SI YES

Art. 3258



Bicomando
Dual control



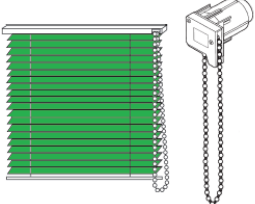
Optional

25/15 mm.
Monocomando con asta
Single chain operation



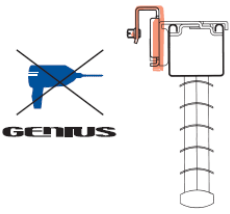
Optional

25/15 mm.
Monocomando a catenella
Single chain operation

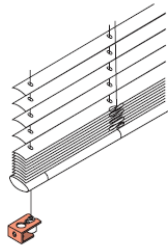


Optional

GENIUS

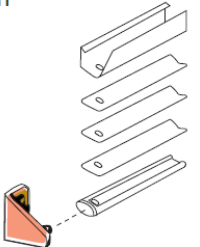


Optional




Optional

KIT




Optional

Monocomando flessibile -
Tenda solo orientabile
Flexible single control -
Slat orientation only




Optional




2 colori
2 colours
2 couleurs
2 Farben
2 colores

Optional




3 colori
3 colours
3 couleurs
3 Farben
3 colores

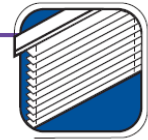
Optional



Optional



CARATTERISTICHE TECNICHE PER TENDE ALLA VENEZIANA



TECHNICAL DETAILS FOR VENETIAN BLINDS / DÉTAILS TECHNIQUES POUR STORES VENITIENS
TECHNISCHE MERKMALE FÜR JALOUSIEN / DATOS TECNICOS PARA CORTINAS VENEZIANAS

Orientamento bicomando con asta e salita con corda	
Larghezza	In cm. (Min. cm. 27-Max cm. 250)
Altezza	In cm. (Max cm. 250)
Misura luce o Finita	Mis. Finita (1) = Mis. Luce (2) - mm 6
Lato del comando	STANDARD (0) Asta a sinistra e corda a destra A SINISTRA (2) Asta e corda a sinistra (solo con larghezza superiore a cm. 33) A DESTRA (1) Asta e Corda a destra (solo con larghezza superiore a cm.33) INVERTITI (3) Asta a destra Corda a sinistra
Fermo	(0) Senza guide (1) Con guide (Vedi SUPPLEMENTI) (2) Con Blocca Spiaggiale (Vedi SUPPLEMENTI)
Asta	STANDARD Fino a cm. 130 di altezza veneziana, asta da cm. 100. Oltre cm. 130, asta da cm. 150 PERSONALIZZATA Se superiore a cm. 150 (Vedi SUPPLEMENTI)
Attacco	Parete/Soffitto (di serie) Su infisso con "Genius" (Vedi SUPPLEMENTI)

Orientation with rod, opening with cord	
Width	cm (min. cm 27 – max cm 250)
Height	cm (max cm 250)
Opening's size / blind's size	Blind's size (1) = Opening's size (2) – 6 mm
Side of control bar and rod	STANDARD: (0) rod on the left cord on the right LEFT: (2) rod and cord on the left (only for width over cm 33). RIGHT: (1) rod and cord on the right (only for width over cm 33). REVERSED: (3) rod on the right cord on the left
Fastener	(0) Without side guides (1) With side guides (see surcharges) (2) With terminal bar fastener
Rod	STANDARD: up to cm 130 of blind's height = cm 100. Over = cm 150 CUSTOMIZED: Over cm 150 see surcharges
Fixing	Wall / ceiling (standard) With "Genius" (see surcharges)

Orientamento monocomando con asta in plexiglass	
Larghezza	In cm. (Min. cm. 40)
Altezza	In cm. (Max cm. 250)
Misura luce o Finita	Mis. Finita (1) = Mis. Luce (2) - mm 6
Lato del comando	STANDARD (1) Asta a destra A SINISTRA (2) Asta a sinistra
Fermo	(0) Senza guide (1) Con guide (Vedi SUPPLEMENTI) (2) Con Blocca Spiaggiale (Vedi SUPPLEMENTI)
Asta	STANDARD Fino a cm. 130 di altezza veneziana, asta da cm. 100 Oltre cm. 130 asta da cm. 150 PERSONALIZZATA Se superiore a cm. 150 (Vedi SUPPLEMENTI)
Attacco	Parete/Soffitto (di serie) Su infisso con "Genius" (Vedi SUPPLEMENTI)

Orientation with single Plexiglass rod	
Width	cm (min. cm 40)
Height	cm (max cm 250)
Opening's size / blind's size	Blind's size (1) = Opening's size (2) – 6 mm
Side of control bar and rod	STANDARD: (1) rod on the right LEFT: (2) rod on the left
Fastener	(0) Without side guides (1) With side guides (see surcharges) (2) With terminal bar fastener
Rod	STANDARD: up to cm 130 of blind's height = cm 100. Over = cm 150 CUSTOMIZED: Over cm 150 see surcharges
Fixing	Wall / ceiling (standard) With "Genius" (see surcharges)

Orientamento monocomando a catenella	
Larghezza	In cm. (Min. cm. 40-Max cm. 240)
Altezza	In cm. (Max cm. 220)
Misura luce o Finita	Mis. Finita (1) = Mis. Luce (2) - mm. 6
Lato del comando	STANDARD (1) a destra A SINISTRA (2) a sinistra
Fermo	(0) Senza guide (1) Con guide, distanza cm. 4,50 (Vedi SUPPLEMENTI) (2) Con Blocca Spiaggiale (Vedi SUPPLEMENTI)
Catenella	STANDARD di cm. 25 in cm. 25, max come altezza veneziana
Attacco	Parete/Soffitto (di serie) Su infisso con "Genius" (Vedi SUPPLEMENTI)

With control chain	
Width	cm (min. cm 40 – max cm 240)
Height	cm (max cm 220)
Opening's size / blind's size	Blind's size (1) = Opening's size (2) – 6 mm
Side of control bar and rod	STANDARD: (1) rod on the right LEFT: (2) rod on the left
Fastener	(0) Without side guides (1) With side guides, distance 4,5 cm (see surcharges) (2) With terminal bar fastener (see surcharges)
Chain	STANDARD Each 25 cm, max length = height of the blind
Fixing	Wall / ceiling (standard) With "Genius" (see surcharges)